



How to use the WF1 Connect App

Staying connected helps prevent an interruption of your benefits and services. The WF1 Connect app puts help right in your pocket!

- Use the app any time, day or night—when it’s convenient for you!
- The app is free to download and easy-to-use.
- The app is accessible, if you are using assistive technology.
- Works on iPhone, iPad, and Android-based smart phones and tablets.
- Directly message your counselors and workers at the same time!
- Send and receive messages about your benefits and services.
- Take a photo of a document and send it in a message—no more documents lost in the mail!
- Find help in your community for food, housing, childcare, and more.
- Data rates to use the app may apply, depending on your mobile data plan.




It’s easy to use the WF1 Connect app!

Ask your counselor or worker to set up and activate your account. You’ll need to provide your email address.

Download the app from your app store. Search for the app using the words: **WF1 Connect**

Log in and open the app. You will notice four icons across the bottom of the home screen:



Messages

- Select the Message icon to send a message.
- Select the Pencil icon to enter a message subject and write your message.
- Select the names of the counselors and workers that you want to send your message to, then select OK.
- Select the Plus sign to attach a photo of your document. You can select a photo that’s already on your phone, or you can take a photo. The camera on your phone or tablet will be activated so that you can take a photo of your document, if needed. After you’ve taken the photo, you can review it to confirm that it’s OK, then the photo will attach to your message.
- Select the Up arrow to send your message.
- Open the app later to review responses to your message.






How to use the WF1 Connect App




Resources

- Select the  Resources icon to find food, housing, childcare, and more.
- The app will show you resources that are available in the community that you live in, along with contact information.




Contacts

- Select the  Contacts icon to review your list of State of Minnesota counselors and workers.



Settings

- Select the  Settings icon to view the settings menu.
- The settings menu will show your account information and username.
 - You can also set the app to display a light or dark theme to assist with accessibility.

Using the WF1 Connect app, you've got the power to stay connected!



State of Minnesota benefits and services programs using the WF1 Connect app

Adult (State Grants and WIOA*)	RETAIN
Adult Career Pathways (ACP)	State Services for the Blind
Child Care Assistance Program (CCAP) with an attached MFIP/DWP case	Senior Services (SSB SSU)
Custom Programs	SSB Workforce Development (WDU)
Dislocated Worker Program (DW: State, DW Grants, WIOA*)	Supplemental Nutrition Assistance Program Employment and Training (SNAP ET)
Displaced Homemaker	Trade Adjustment Assistance (TAA)
Diversionsary Work Program (DWP)	Veterans and Homeless Veterans Programs (Vets and Vets-H)
Migrant and Seasonal Farmworker (MSFW)	Vocational Rehabilitation Services (VRS)
Minnesota Family Investment Program (MFIP)	Youth Programs (MN, Youth at Work, TANF Youth and WIOA*)
Minnesota Registered Apprenticeship Expansion (MNRAE) at Depart. of Labor and Industry	

*Workforce Innovation and Opportunity Act